

---



Mix

---

**Kirby Gee**

Development, Documentation

**William Huang**

Development, User Testing

**Cesca Fleischer**

Product Management, Visual Design

---

# Overview

---

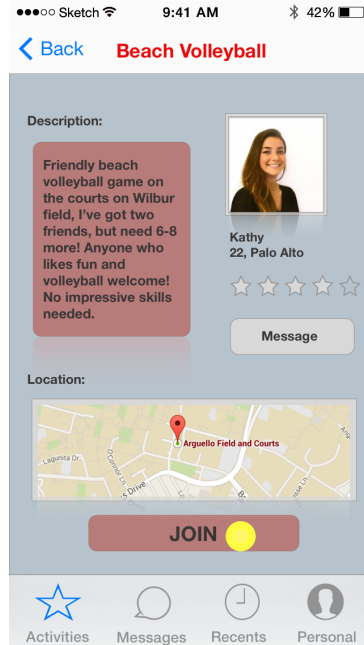

- 3 tasks
  - UI Changes
  - Live demo
  - Tools used
-

# The Tasks

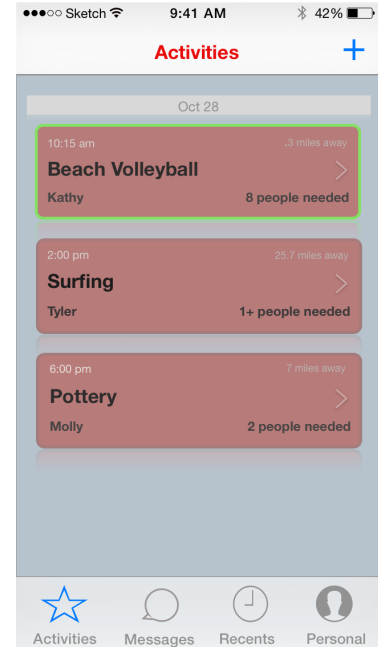
---

- Discover an activity → Join an activity
  - Find new friends
  - Create lasting friendships
-

# UI Design

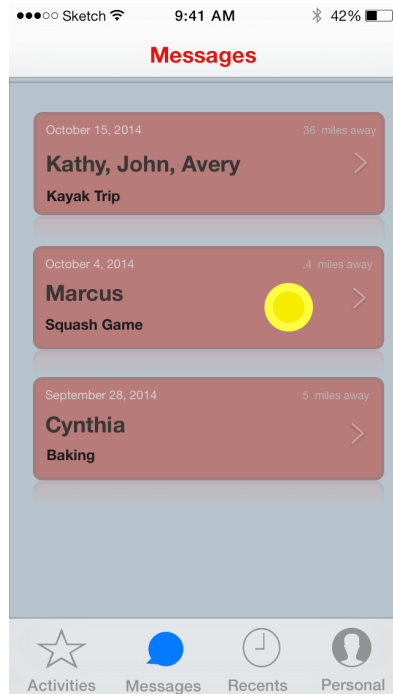
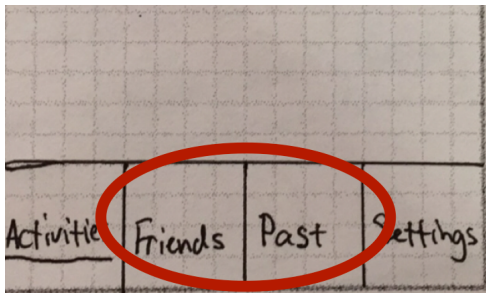


Join Activity

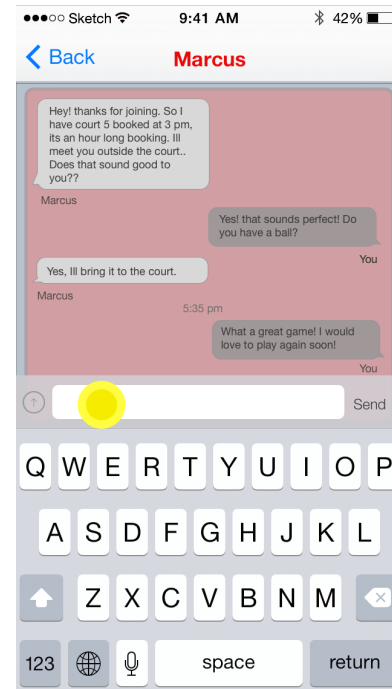


Indicator that you joined

# UI Design



Messages tab



Chat room

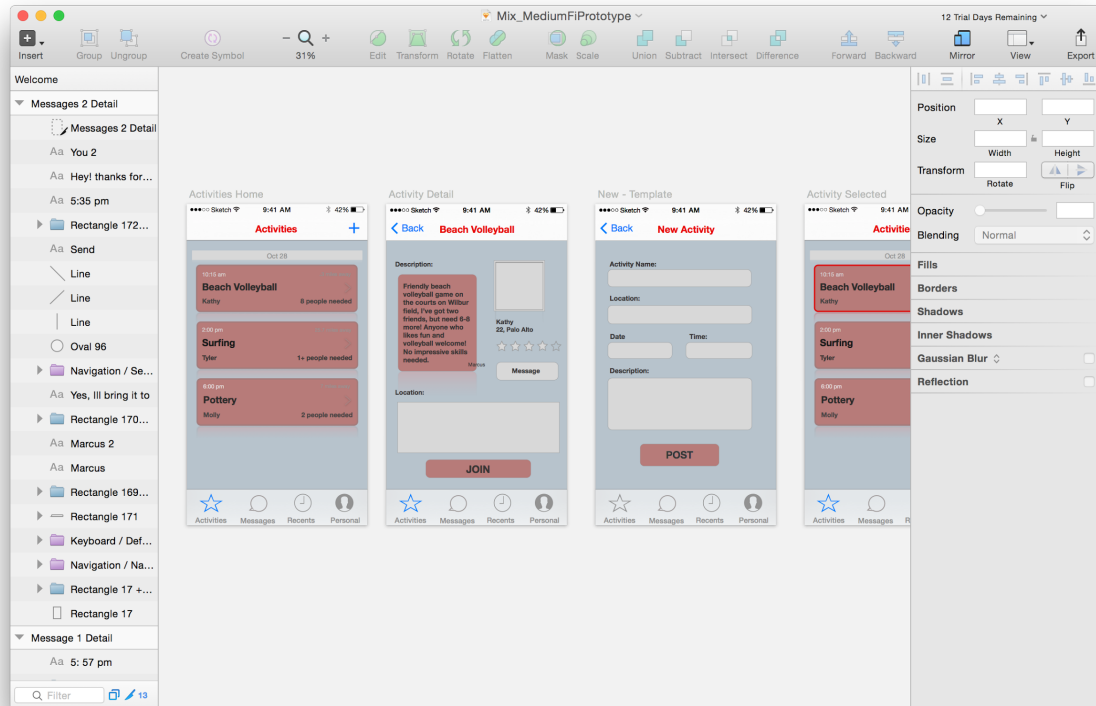
# Live Demo

---

<http://mix-app.tumblr.com/>

---

# Tools - Sketch 3



# Tools - InVision

The screenshot displays the InVision web interface for a high-fidelity prototype project. At the top, there is a navigation bar with the InVision logo, 'HOME', and 'MY PROJECTS'. A secondary bar contains a 'FREE TRIAL MODE' notice, a 'Logged in as Jakub Linowski' status, and links for 'My Account', 'UX Toolkit', 'Contact', and 'GETTING STARTED'. The main header shows the project name 'HIGH-FIDELITY PROTOTYPE' and '26 Screens', along with search, share, and upload buttons.

The project owner, Jakub Linowski, is listed with a 'Project Owner' role and an 'Invite your team!' button. A 'SHARE THIS PROJECT' section provides a URL (<http://invis.io/CU12MGJG>) and a 'COPY' button, with links for 'Revoke Share Link' and 'Create Secure Link'.

The main content area features a grid of 13 screen thumbnails, each with a title and a small green speech bubble icon in the bottom right corner. The screens are:

- Login
- Recent
- Recent What Is This Number
- Recent What Is This Number More
- Recent Set Name
- Recent Set Name Result
- Recent More Messages
- Recent Message
- Recent Message Sent

At the bottom right, there is a green button labeled 'QUESTIONS, COMMENTS, IDEAS? (click here)'.



# Wizard of Oz

---

- Fake database
-

# Summary

---

- UI changes
  - Fast and powerful prototyping
-